

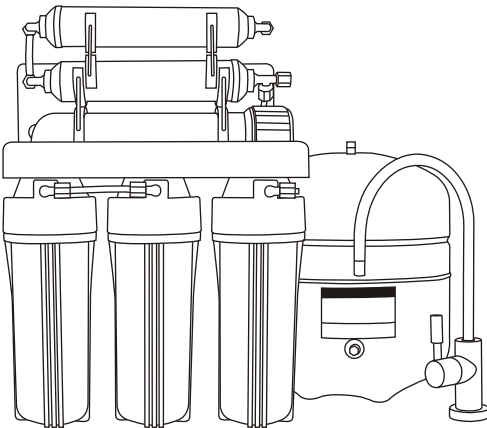
## REVERSE OSMOSIS SYSTEM

# **LUX-106R**

---

## **USER'S MANUAL**

- 01 Introduction of LUX-106R
- 02 What is reverse osmosis
- 03 Components & Selected filters
- 04 The parts of LUX-106R
- 05 Cartridge filters
- 06 The functions of Infra-Red filter
- 07 Tubing connection diagram
- 08 Installation diagram
- 09 Change filters
- 10 Change membrane
- 11 Operation regulation
- 13 FAQ
- 14 Maintenance checking list
- 15 Memo



---

**Thank you very much for selecting Pure-Pro Water Corp.**  
In order to bring the best use of your system, please read the user's manual carefully before installation and follow the regulations.

---

# Introduction of LUX-106R

---

## Advanced technologies

This revolutionary new PurePro 6 stage system uses Reverse Osmosis, Infra-Red Filter and Carbon Filtration to put refreshing, clean water at your fingertips. No other system available anywhere can give you all three kinds of purification in a system that is so simple.

### Infra-Red Filter

The effect of Far-infra-red rays on our human body are as follows:

- Activates water molecules in our body.
- Improve oxygen level in our body.
- Warming and eliminating fats, chemicals and toxins from our blood and thus smoothing the flow of blood.
- Elimination of other waste from human body.
- Reducing the acidic level in our body.
- Nervous system functionality improvement.

## Features

- 100GPD membrane. (Made in USA)
- 3.2 Gallons NSF Standards Water Storage Tank.
- FDA Approved Polypropylene Made Flat Cap Housing (double o'ring).
- Automatic Shut-off Valve, Flow Restrictor, Stainless Steel Check Valve.
- New Euro-Luxury faucet- supreme quality with elegant design.
- Feed water connector.
- Drain Saddle Valve.
- Four Color Coded 1/4 inch Tubing for System Connection.
- Completely Assembled.
- PurePro label with USA Flag.
- 100% Factory Tested and Sterilized Ready for Installation.
- Installation Instruction.

## Specifications

- Membrane: 100 GPD/ 378 LPD
- Operation pressure: 50- 100 psi
- Dimensions: (cm) 37 (L) x 20 (W) x 45 (H) - System  
(cm) 28 (L) x 28 (W) x 35 (H)- Tank
- Weight: 8 kg - system  
4 kg - tank

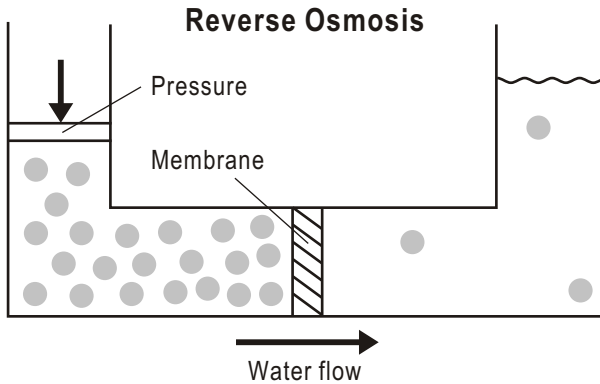
Luxury pump RO system

---

**PUREPRO**  
DRINKING WATER SYSTEM

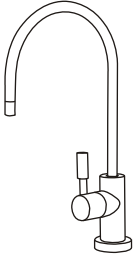
# What is reverse osmosis

Reverse osmosis was originally designed to make sea water drinkable for the navy. It is ideal for anyone on a low sodium diet. An R.O. membrane has a pore size much smaller than bacteria virus, or the cryptosporidium parasite. When functioning properly it will remove all microorganisms from tap water and produce sterile water. Reverse osmosis is the reversal of the natural flow of osmosis. In a water purification system, the goal is not to dilute the salt solution, but to separate the pure water from the salt and other contaminants. When the natural osmotic flow is reversed, water from the salt solution is forced to pass through the membrane in the opposite direction by application of pressure—thus the term REVERSE OSMOSIS. Through this process, we are able to produce pure water by screening out the salts and other contaminants.

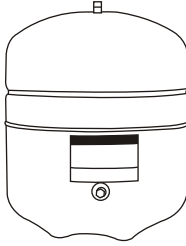


# Components & Selected filters

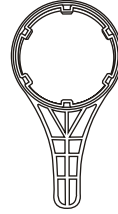
## Components



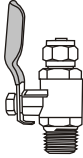
New Euro-Luxury faucet



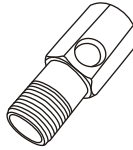
3.2G water storage tank



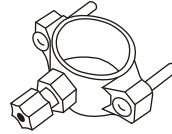
Housing wrench



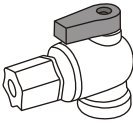
Deliver-valve



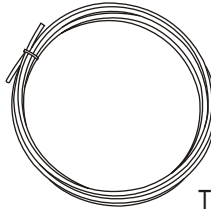
Water supply connector



Drain saddle



Tankball shut-off valve



Tubing

PURE-PRO 03 REVERSE OSMOSIS SYSTEM

## Selected filters



Alkaline filter



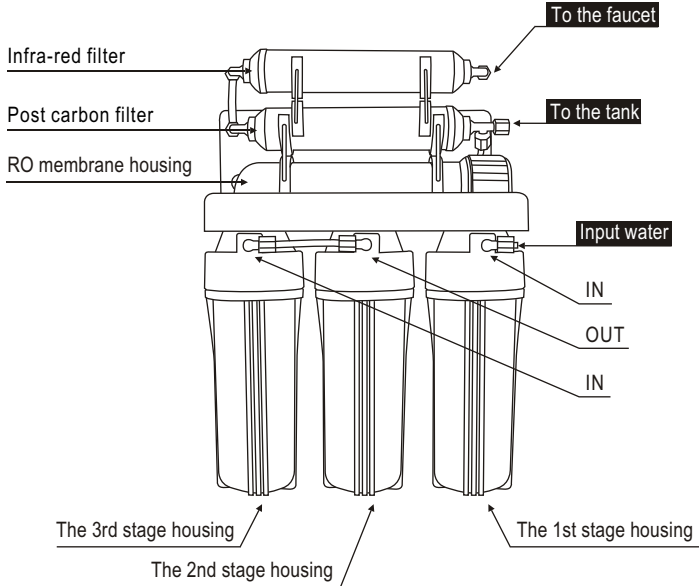
Mineral filter



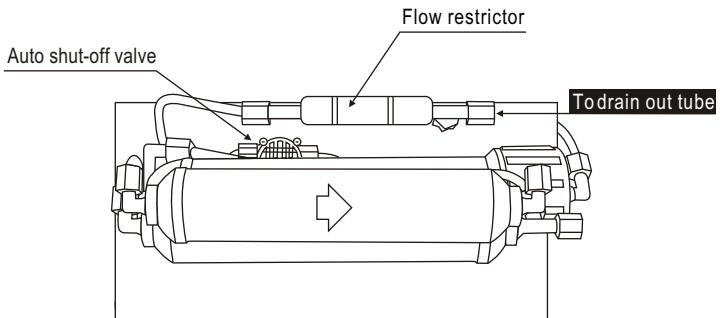
UV water sterilizer

Luxury pump RO system

# The parts of LUX-106R









▲ 【Front view】



▲ 【Top view】

# Cartridge filters

Cartridge Filters	Filter Description	Service Life
<p><b><u>Stage 1</u></b>  <b>5 Micron Sediment Filter</b></p> 	<p>This 5micron sediment filter is made of 100% pure polypropylene fibers. High capacity filter removes dusts, particles and rusts.</p>	6 Months
<p><b><u>Stage 2</u></b>  <b>Block Carbon Filter</b></p> 	<p>This block carbon filter is composed of high-performance carbon that removes free chlorine, odor, organic contaminants, pesticides and chemicals that contributed to taste and odor.</p>	6 Months
<p><b><u>Stage 3</u></b>  <b>1 Micron Sediment Filter</b></p> 	<p>This 1micron sediment filter is made of 100% pure polypropylene fibers. High capacity filter removes dusts, particles and rusts.</p>	6 Months
<p><b><u>Stage 4</u></b>  <b>TFC Membrane</b></p> 	<p>Made in USA. High rejection TFC type membrane with the capacity of producing 100 gallons per day. This membrane removes the following hard water contaminants that may be present in your water: lead, copper, barium, chromium, mercury, sodium, cadmium, fluoride, nitrite, nitrate, and selenium.</p>	2 Years
<p><b><u>Stage 5</u></b>  <b>Post Carbon Filter</b></p> 	<p>NSF approved. This post carbon filter is designed to improve taste. It removes any residual impurities and odors from the tank and provides a finer conditioning of pure water.</p>	1 Year
<p><b><u>Stage 6</u></b>  <b>Infra-Red Filter</b></p> 	<p>This Infra-Red filter can activate water molecules in our body and improve oxygen level in our body. Warm and eliminate fats, chemicals and toxins from our blood and thus smoothen the flow of blood.</p>	1 Year

Luxury pump RO system

# The functions of Infra-Red filter

---

Far Infrared rays (FIR) are part of the sunlight spectrum, which is invisible to the naked eye. The wavelength of the far infrared rays ranges from 4 microns to 1000 microns. The recent studies in biotechnology field revealed that the far-infrared rays played an important role for formation and growth of all living organisms. For this reason, these specific far-infrared rays are called "biogenetic rays". Water and proteins are the integral parts of all living organisms on Earth. Water molecules are always oscillating. Water makes up 70% of mass of the human body. FIR is able to activate, revitalize, reactivate, develop and strengthen various organs in our bodies when it is absorbed.

In the various organs of human body, the circulatory system plays an important role, especially in micro-circulatory system. When there are problems with micro-circulatory system, various ailments will occur. FIR vibrating at a frequency similar to that of human body is able to penetrate the body activates cells and reactivates as well as strengthens the micro-circulatory systems. It regulates the blood flow and blood in blood vessels, which have been blocked due to blood clots and at the same time reactivate the vital energy in the body.

Elevation of the immunity of our bodies against diseases is another benefit of FIR waves. This is part of the effects of the improvement in micro-circulatory system and metabolism of the body. It helps slow down the aging process, increase resistance against diseases and increases longevity.

The effect of Far-infra-red rays to our human body is as follows:

- Activating water molecules in our body
- Improving oxygen level and nervous in our body
- Warming and eliminating fats, chemicals, toxins, and other waster from our blood and thus smoothening the flow of blood
- Reducing the acidic level in our body
- Preventing bacteria from growing
- Relieving pain
- Softening of hard water
- Eliminating bad odor in water
- Purifying air
- Strengthening and improving health
- Speeding up repair of body cells
- Balancing acid level in human bodies
- Normalizing blood cholesterol
- Preventing mould
- Enhancing and maintain freshness
- Helping plants grow better

---

Luxury pump RO system

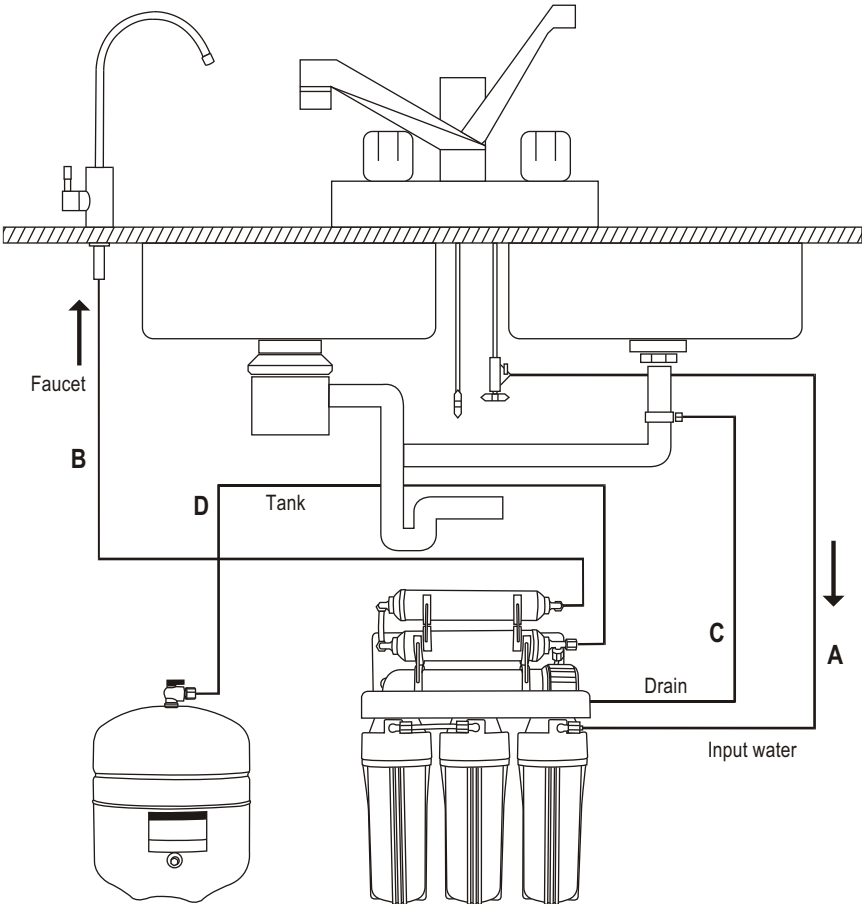
**PUREPRO**  
DRINKING WATER SYSTEM

# Tubing connection diagram

## CONNECTING THE COLORTUBING:

- A. Connect the WHITE tubing to the water supply connector.
- B. Connect the BLUE tubing to the sink top faucet.
- C. Connect the BLACK tubing to the drain saddle.
- D. Connect the RED tubing to the storage tank.

PURE-PRO 07 REVERSE OSMOSIS SYSTEM



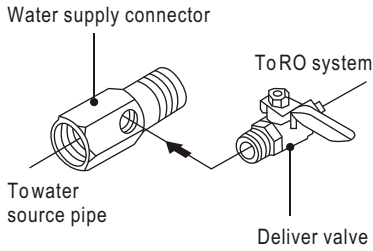
Luxury pump RO system

**PUREPRO**  
DRINKING WATER SYSTEM



# Installation diagram

## Input water :

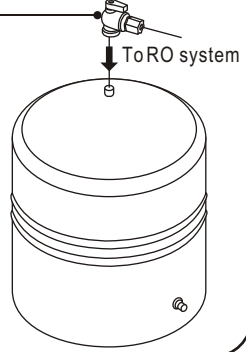


## Install water tank :

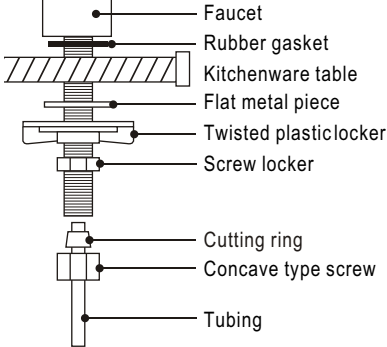
Tank ball shut-off valve

ToRO system

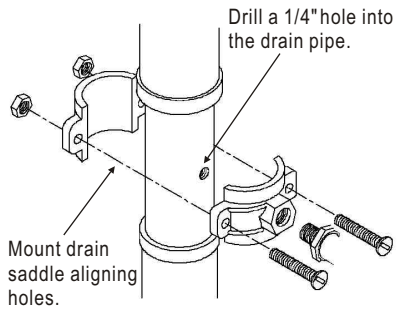
Hand tighten plastic shut-off valve to tank. Then connect color tubing.



## Install faucet :



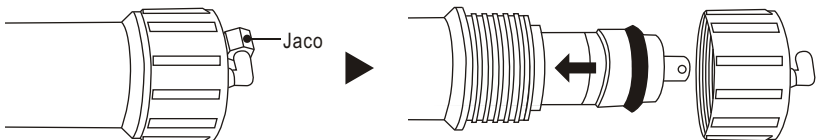
## Install drain saddle :



## Assemble membrane :

- Loose the Jacofitting anticlockwise.

- Remove the membrane housing cap.
- Install the membrane by carefully pushing the spigot end into the socket at the far end of the housing until completely in.

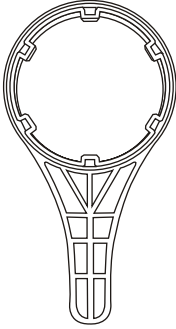


Luxury pump RO system

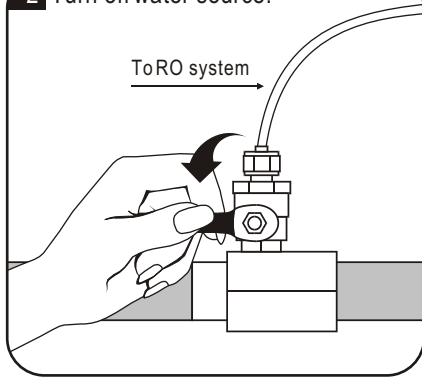
**PUREPRO**  
DRINKING WATER SYSTEM

# Change filters

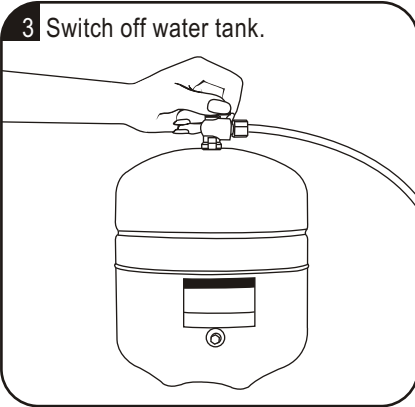
1 Prepare a housing wrench.




2 Turn off water source.



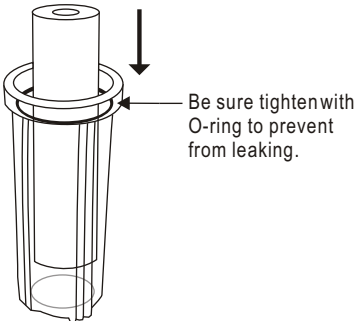
3 Switch off water tank.




4 Open housings clockwise with a wrench.



5 Put the replacement filters in the housings and double O' ring.

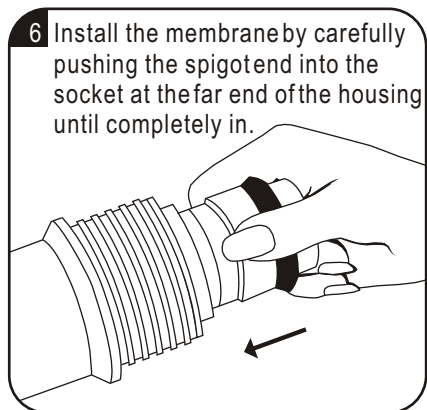

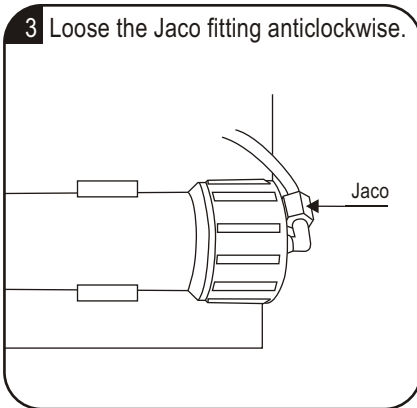

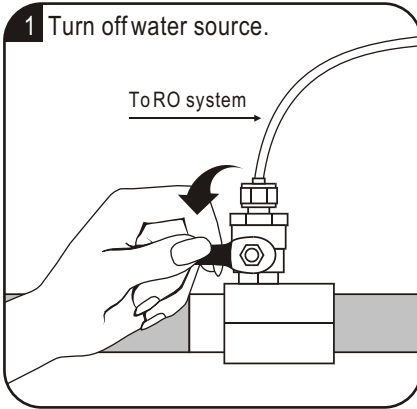


6 Drain out 1 Gallon of water to purify replacement filters.


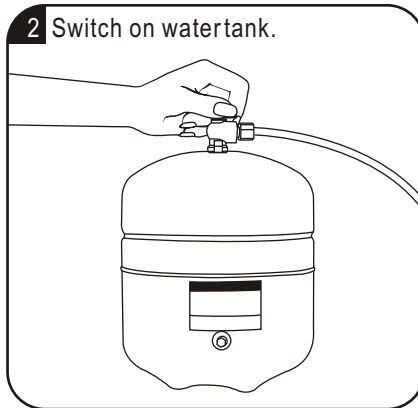
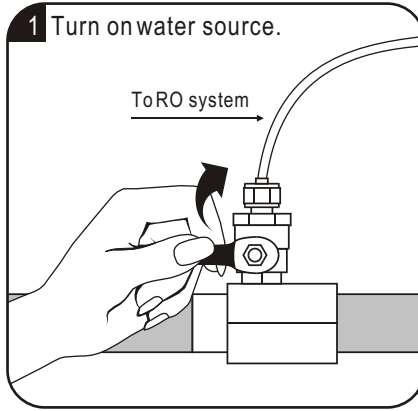


Luxury pump RO system

# Change membrane



# Operation regulation



Luxury pump RO system

# Operation regulation

---

- A. With everything connected, turn on the water check for leaks.
- B. Make sure the storage tank shut-off valve is "OFF". Open the sink top faucet.
- C. Within a few minutes (up to 15) the water will start to run from the faucet slowly.
- D. Let the water run for at least 30 minutes. This flushes the carbon filters on firsttime use.
- E. After initial flushing, open the shut-off valve on the tank and close the sink top faucet.
- F. Tank will now full of water (usually 2 to 3 hours) after the tank has filled. Open the sink top faucet and drain all water until the storage tank is empty and there is only a small flow from the sink top faucet.\*\*\* DO NOT USE FIRST TANK OF WATER.\*\*\*
- G. Close the sink top faucet. The system is now ready for use.
- H. Change filters regularly every 6 to 12 months and have the membrane checked annually.

## Caution

1. Do not use hot water (over 45°C)!
2. Do not freeze the machine!
3. Switch off electricity and water source if away for more than 5 days, and drain out pure water.

# FAQ

---

## Q: What is the guarantee on the PurePro system ?

The PurePro system (excluding filters) is guaranteed for 1 year for material and workmanship. All defective parts will be replaced free within the first year under natural breakdown. The membrane has one year pro-rated guarantee.

## Q: What factors affect the quantity and the quality of the water production?

There are four major variables to consider:

1. **Pressure**-The greater the water pressure, the better water quantity and quality it produced. Water pressure of 60 PSI is ideal.
2. **Temperature**-76°F is the ideal water temperature for R.O. 40°F water will cause the production of R.O. water to fall to half of that at 76°F. The maximum water temperature recommended is 85°F.
3. **Total Dissolved Solids (TDS)**-The higher the amount of dissolved contaminants in the water, the lower the quantity of water produced. A high level of TOTAL DISSOLVED SOLIDS can be overcome with additional water pressure.
4. **Membrane**-Different membranes have different characteristics. Some produce more water than others; some have better contaminant rejection capabilities; some have greater resistance to chemical abrasion for longer life. PurePro system includes TW30-1812-100 The Thin Film Composite (TFC) membranes combine the best of these characteristics and are considered the finest membrane in the world.

## Q: What is the maintenance schedule for the PurePro system ?

The three pre-filter cartridges should be changed every 6 months. The 5 micron sediment cartridge filter is the first one; the second is a carbon cartridge filter, and the third one is a 1 micron sediment filters. (some systems comes with the Extruded carbon filter.) Failure to change the cartridge every 6 months may cause chlorine to destroy the membrane.

## Q: What does the PurePro series drinking water taste like?

The taste of the PurePro water depends on the amount of contaminants in the tap water originally. If 95% of dissolved minerals and chemicals are removed, the R.O. water may taste like distilled water (no minerals), bottled water (low mineral), or natural spring water (moderate mineral content).

Luxury pump RO system

---

**PUREPRO**  
DRINKING WATER SYSTEM

# Maintenance checking list

Filters Date	1st stage	2nd stage	3rd stage	4th stage	5th stage	6th stage

Luxury pump RO system



# Memo

Type of product			
Date of purchase			
Name		Tel	
Address			

PURE-PRO 15 REVERSE OSMOSIS SYSTEM

Luxury pump RO system

**PUREPRO**  
DRINKING WATER SYSTEM