

Memo

| | | | |
|------------------|--------|-----|--|
| Type of product | UV-401 | | |
| Date of purchase | | | |
| Name | | Tel | |
| Address | | | |
| | | | |

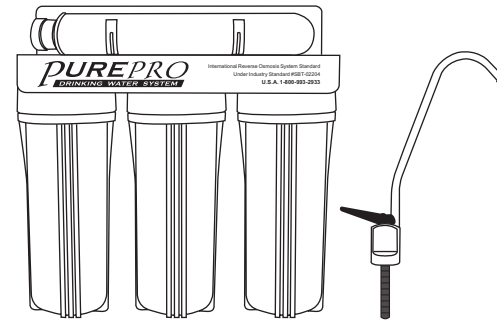


REVERSE OSMOSIS SYSTEM

UV-401

USER'S MANUAL

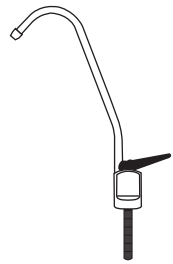
- 01 Introduction of UV-401
- 02 How UV works
- 03 Components & Other selections
- 04 Cartridge filters
- 05 The parts of UV-401
- 06 Tubing connection diagram
- 07 Installation diagram
- 08 Change filters
- 09 Operation regulation
- 11 FAQ
- 13 Maintenance checking list
- 15 Memo



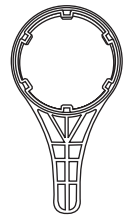
Thank you very much for selecting Pure-Pro Water Corp.
In order to bring the best use of your system, please read the user's manual carefully before installation and follow the regulations.

Components & Other selections

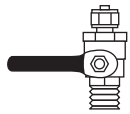
◆ Components



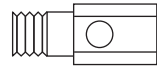
Standard faucet




Housing wrench



Deliver-valve

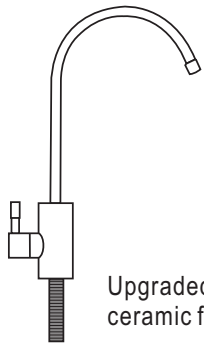


Water supply connector

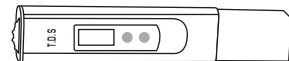


Four color coded 1/4 inch tubing for system connection

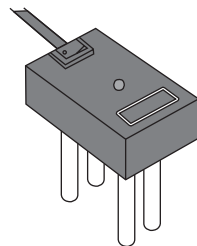
◆ Other selections



Upgraded european ceramic faucet



TDS meter



Color Tester

UV401 4 Stage Ultraviolet (UV) Water Purification System

PUREPRO
DRINKING WATER SYSTEM

FAQ

Q: How will the Pure-Pro series water affect mixed beverages?

Because reverse osmosis removes invisible contaminants that mask flavor, it allows the natural taste of your beverages to come through. You will be able to use less coffee and still get the full flavor. Concentrated beverages like orange juice will taste tangier. You will probably be drinking a lot more water as well, since many people drink soda, Kool-Aid, concentrated juices, and beer as an alternative to bad-tasting tap water. Also, Pure-Pro eliminates most of the lime build up on drip coffee makers, preventing the need for frequent cleaning. No longer will you find the white scum on the inside of pans after boiling water.

Q: How much water does the Pure-Pro system produce ?

Under ideal conditions, the RE1812-70 TFC membrane is rated at 70gallons of production per day (70gpd at 60psi, 95gpd at 100psi). Under the average conditions, the consumer can expect 70-95 gallons of product water per day. But that's still a lot of water for the average household's drinking and cooking requirements.

Q: Don't people need minerals removed from the water ?

Most of the minerals that we receive are from the foods we eat. Only a very small percentage comes from the water we drink.

Q: What is the maintenance schedule for the Pure-Pro System ?

The three pre-filter cartridges should be changed every 6 months. The 5 micron sediment cartridge filter is the first one; the second is a carbon cartridge filter, and the third one is a 1 micron sediment filters. (some systems comes with the Extruded carbon filter.) Failure to change the cartridge every 6 months may cause chlorine to destroy the membrane.

UV401 4 Stage Ultraviolet (UV) Water Purification System

PUREPRO
DRINKING WATER SYSTEM

FAQ

Q: What is the guarantee on the Pure-Pro system ?

The Pure-Pro System (excluding filters) is guaranteed for 1 year for material and workmanship. All defective parts will be replaced free within the first year under natural breakdown. The membrane has one year pro-rated guarantee.

Q: What factors affect the quantity and the quality of the water production?

There are four major variables to consider:

- 1.Pressure**-The greater the water pressure, the better water quantity and quality it produced. Water pressure of 60 PSI is ideal.
- 2.Temperature**-76°F is the ideal water temperature for R.O. 40°F water will cause the production of R.O. water to fall to half of that at 76°F. The maximum water temperature recommended is 85°F.
- 3.Total Dissolved Solids (TDS)**-The higher the amount of dissolved contaminants in the water, the lower the quantity of water produced. A high level of TOTAL DISSOLVED SOLIDS can be overcome with additional water pressure.
- 4.Membrane**-Different membranes have different characteristics. Some produce more water than others; some have better contaminant rejection capabilities; some have greater resistance to chemical abrasion for longer life. Pure-Pro system includes RE1812-70 The Thin Film Composite (TFC) membranes combine the best of these characteristics and are considered the finest membrane in the world.





Q: Can the Pure-Pro system be connected to an extra faucet?

It only takes a 1/4" tee and tubing to run the water to a refrigerator or a extra faucet. Some families run Pure-Pro system to all of their bathrooms.

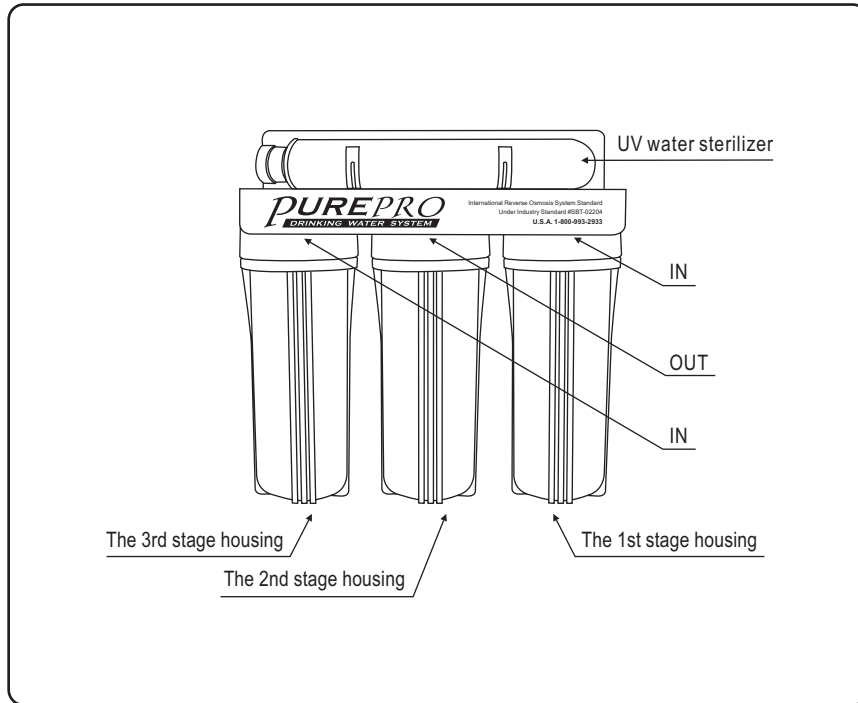
Q: What does the Pure-Pro series drinking water taste like?

The taste of the Pure-Pro water depends on the amount of contaminants in the tap water originally. If 95% of dissolved minerals and chemicals are removed, the R.O. water may taste like distilled water (no minerals), bottled water (low mineral), or natural spring water (moderate mineral content).

Cartridge Filters

| Cartridge Filters | Filter Description | Service Life |
|--|--|--------------|
| Stage 1 5 Micron Sediment Filter  | With only five micron rating. It is effective in removing dirt, rust and sand particles. | 6 Months |
| Stage 2 Granular Activated Carbon Filter  | It takes out 99% of the chlorine and organic chemicals. It provides enhanced reduction of taste, odor, and color. | 6 Months |
| Stage 3 Carbon Block Filter  | It removes the 17 hazardous metals: such as: lead and mercury; insecticides, pesticides, radon, chlorine, bad taste and odor, as well as the single cell amoeba, Giardia and Cryptosporidium. | 6 Months |
| Stage 4 Ultraviolet Water Sterilizer  | Ultraviolet light (UV), a natural part of the sunlight is widely accepted as a reliable, efficient & environmentally friendly solution for water disinfection. This UV lamp utilize the application of particularly efficient UV radiator with a 254nm wave length to cause immediate death for organisms and wipe out their ability to survive and reproduce. 99.99% destruction of bacteria and viruses. | 1 Year |

The parts of UV-401




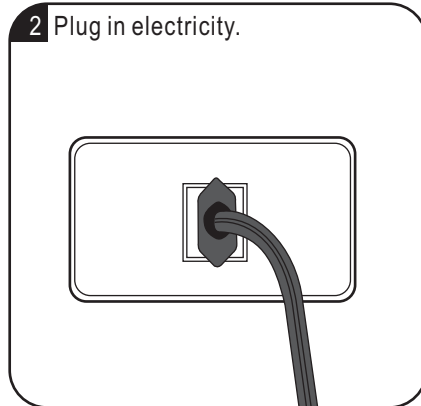
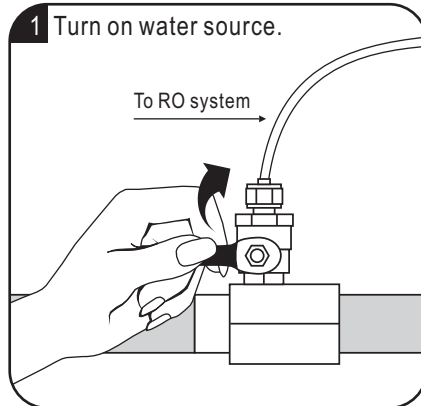
Operation regulation

- With everything connected, turn on the water check for leaks.
- Let the water run for at least 30 minutes. This flushes the carbon filters on first time use.
- Change filters regularly every 6 to 12 months and have the membrane checked annually.

Caution

- Do not use hot water (over 45°C)!
- Do not freeze the machine!
- Switch off electricity and water source if away for more than 5 days, and drain out pure water.

Operation regulation



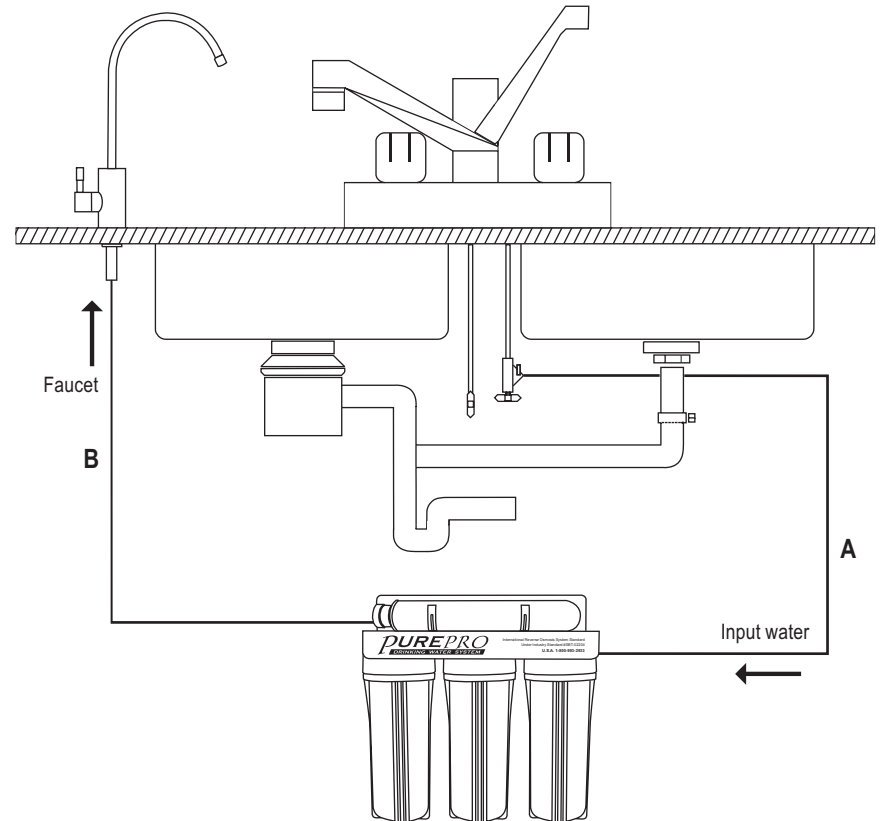
UV401 4 Stage Ultraviolet (UV) Water Purification System

PUREPRO
DRINKING WATER SYSTEM

Tubing connection diagram

CONNECTING THE COLOR TUBING:

- A. Connect the WHITE tubing to the water supply connector.
- B. Connect the BLUE tubing to the sink top faucet.

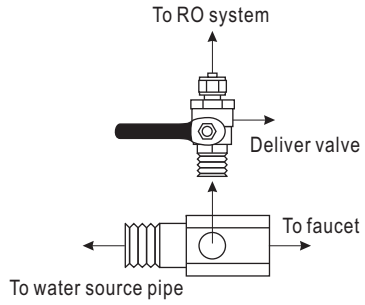


UV401 4 Stage Ultraviolet (UV) Water Purification System

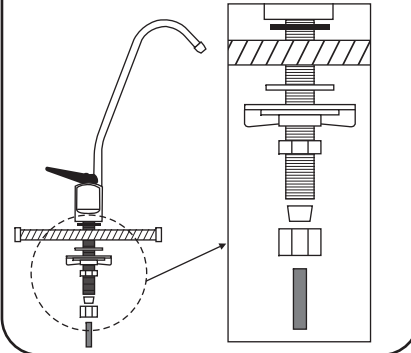
PUREPRO
DRINKING WATER SYSTEM

Installation diagram

Input water :

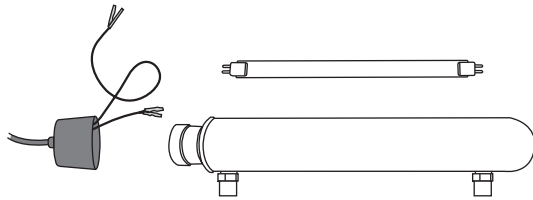


Install European ceramic faucet :

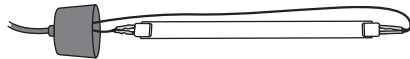


Install UV lamp :

1. Take out the UV sterilizer from the box as shown in the picture.



2. Connect the wire to both ends of UV lamp.

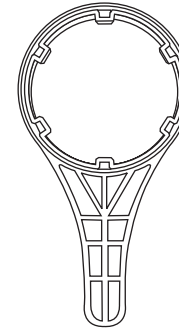


3. Tight up the UV cap.




Change filters

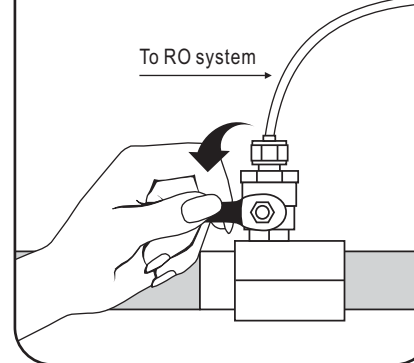
1 Prepare a housing wrench.



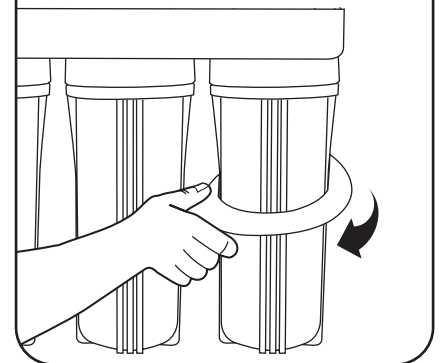
2 Unplug electricity.



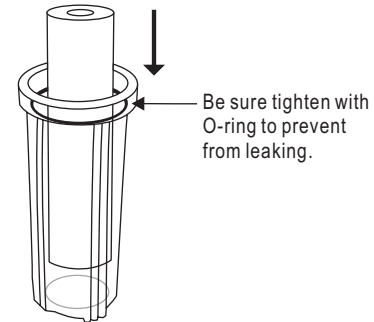
3 Turn off water source.



4 Open housings clockwise with a wrench.



5 Put the replacement filters in the housings and double O' ring.



6 Drain out 1 Gallon of water to purify replacement filters.

